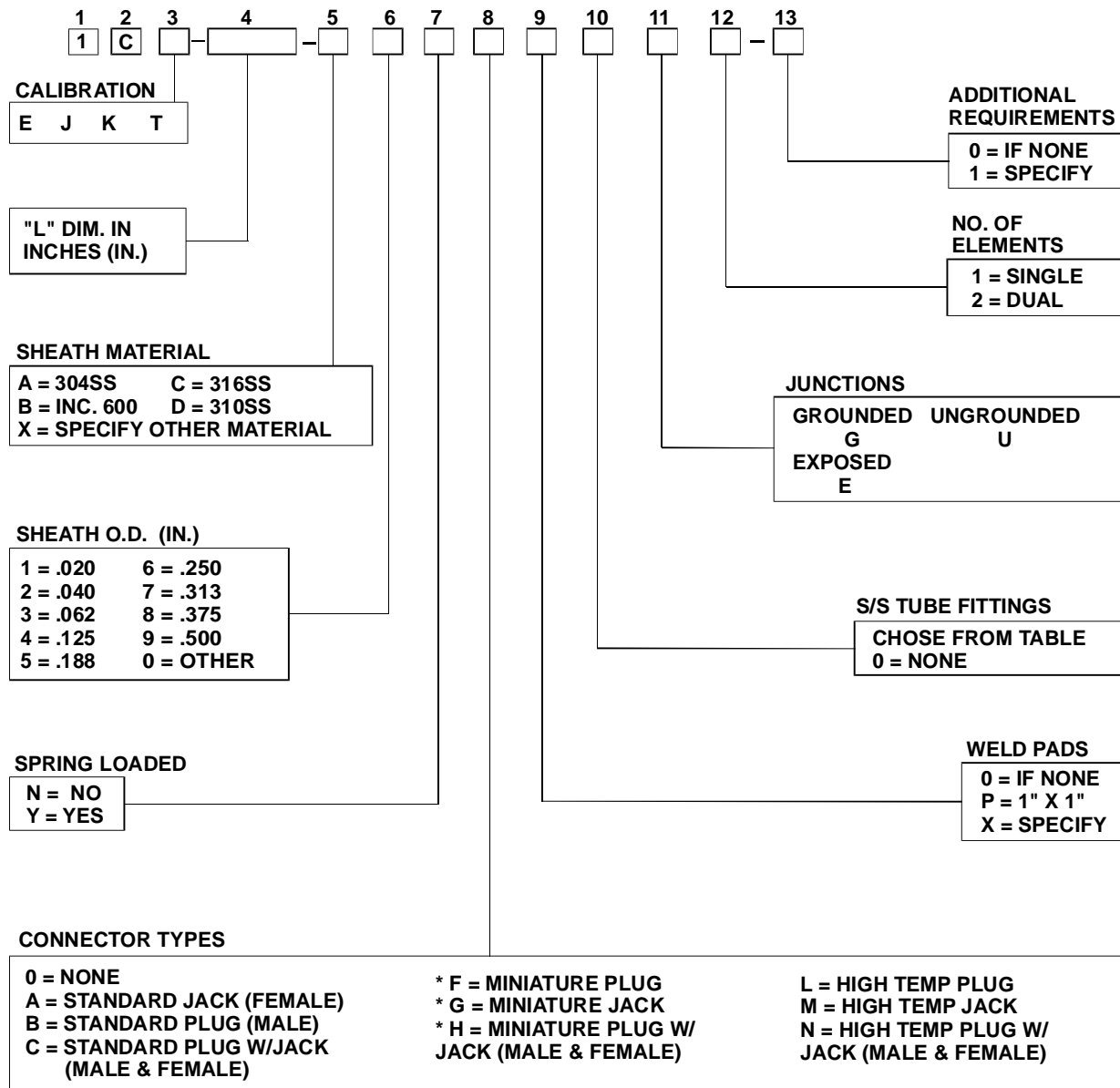



STI MANUFACTURING, INC.

STYLE 1C

SHEATH TYPE THERMOCOUPLE WITH QUICK-DISCONNECT CONNECTOR MOUNTED DIRECT TO SHEATH




* NOT AVAILABLE ON DUAL T/Cs

STI MANUFACTURING, INC.

STYLE 1C OPTIONS

QUICK DISCONNECT CONNECTORS



400 DEG. F CONNECTORS STANDARD
800 DEG. F CONNECTORS AVAILABLE

SPRING LOADING

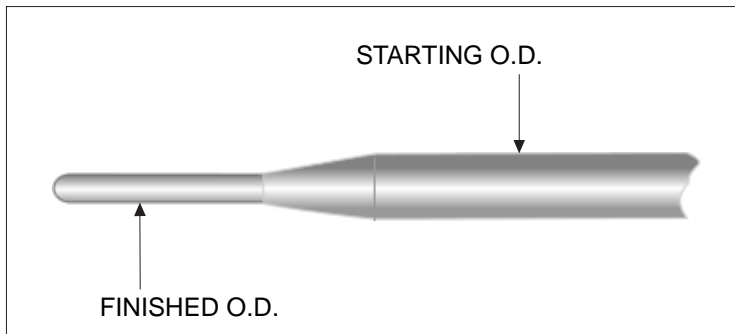


WELD PADS

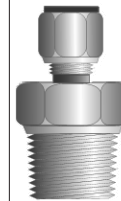


1" X 1" STANDARD
SIZING AND BENDING OPTIONAL

REDUCED TIPS



TUBE TO PIPE FITTINGS STAINLESS STEEL STANDARD OTHER MATERIALS AVAILABLE



TC O.D. X NPT	
1/8"	1/8" = 2
3/16"	1/4" = 3
1/4"	1/4" = 4
1/4"	1/2" = 6
3/8"	1/2" = 7
1/2"	1/2" = 8
IF VENTED = X	