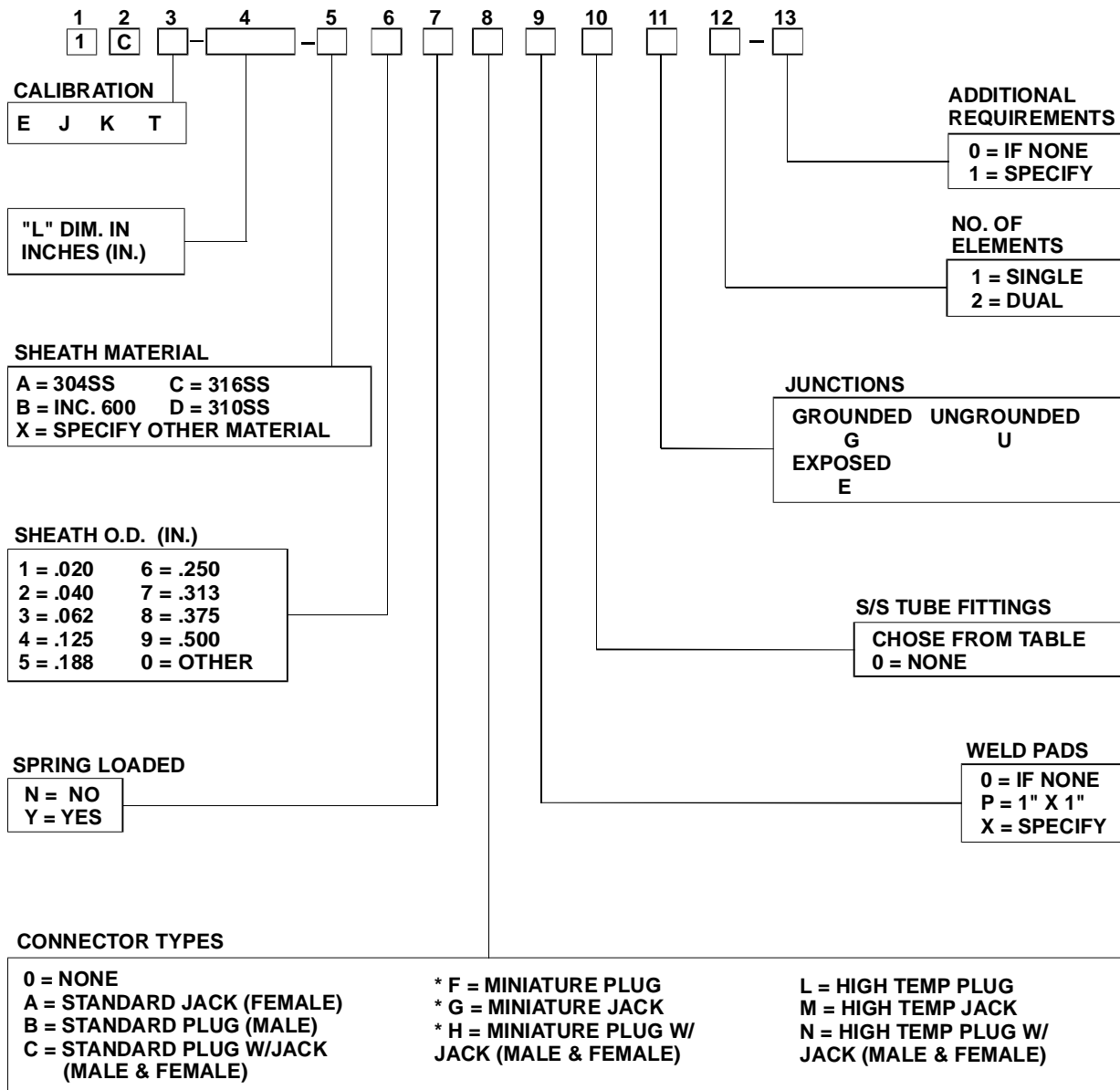



# STI MANUFACTURING, INC.

## STYLE 1C

SHEATH TYPE THERMOCOUPLE WITH QUICK-DISCONNECT CONNECTOR MOUNTED DIRECT TO SHEATH



\* NOT AVAILABLE ON DUAL T/Cs

# STI MANUFACTURING, INC.


## STYLE 1C OPTIONS

### QUICK DISCONNECT CONNECTORS



400 DEG. F CONNECTORS STANDARD  
800 DEG. F CONNECTORS AVAILABLE

### SPRING LOADING

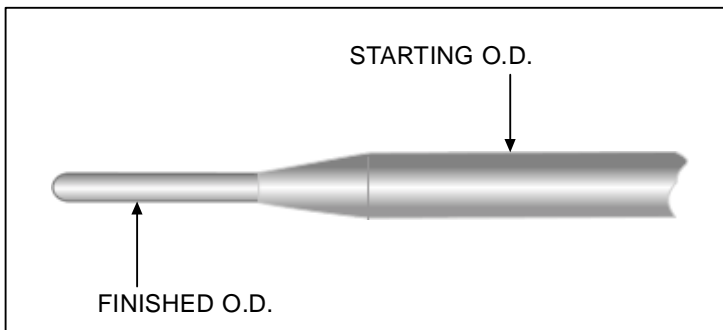


### WELD PADS



1" X 1" STANDARD  
SIZING AND BENDING OPTIONAL

### REDUCED TIPS



### TUBE TO PIPE FITTINGS STAINLESS STEEL STANDARD OTHER MATERIALS AVAILABLE



T/C O.D. X NPT	
1/8"	1/8" = 2
3/16"	1/4" = 3
1/4"	1/4" = 4
1/4"	1/2" = 6
3/8"	1/2" = 7
1/2"	1/2" = 8